

iHome Wireless Keyboard & Laser Mouse for Mac Notebooks

IH-K241LS

Product Knowledge Base



Frequently Asked Questions (FAQs)

1. What are the Features?

- Plug-n-Play no syncing needed
- 2.4 GHz wireless frequency up to 30 feet
- Quick launch hot keys & media controls
- One touch keys launch iTunes iChat Safari iCal & more
- Function keys offer access to Dashboard Expose and media controls
- Keyboard built-in scroll wheel
- Scissor type notebook keycaps
- Keyboard & mouse LED low battery indicators
- High resolution laser mouse
- Stowable USB nano receiver
- Power saving On/Off switch

2. What is included in the box?

- Wireless keyboard
- Wireless laser mouse
- USB nano receiver
- 3 AA Energizer batteries
- Installation CD
- User manual
- Quick start guide

3. What are the system requirements?

Mac

- OS X 10.5 or later
- USB Port
- CD-ROM Drive

4. Where can I download the latest driver?

Visit www.life-works.com/drivers

5. Where can I find warranty information?

Visit www.life-works.com/warranty

6. How to install the software?

- Insert installation CD
- Double-click iHome Keyboard icon the installation software will open.
- when Welcome screen displays, click **Continue**
- Click **Install** to install driver in default location
- Type your password if asked to do so
- When prompted, click **Continue Installation**
- Click **Continue** again
- Click **Restart** to restart your computer






7. How to use the mouse?

- Roll the wheel up and down to **scroll vertically**. Tilt the wheel left or right to **scroll horizontally**.







8. How to use your keyboard?

- Use the built-in scroll wheel to scroll through documents, emails, web pages, and so on, without using your mouse.







function keys

function key	function
F1 	decrease brightness
F2 	increase brightness
F3 	Exposé®
F4 	Dashboard
F6 	sleep

media keys

media key	function
F7 	previous track (hold for rewind)
F8 	play/pause
F9 	next track (hold for fast forward)
F10 	mute
F11 	volume down
F12 	volume up

quick launch application keys

application key	function
	iTunes®
	Mail
	iChat®
	Safari®
	iCal®
	Front Row

Troubleshooting

1. Mac application keys do not launch?

- Reinstall the driver
- Ensure that the application you want to launch is in the application folder.

2. Keyboard or mouse low battery indicator (red light) flashing?

- Install batteries

3. Keyboard or mouse does not work?

- Ensure the USB nano receiver is connected
- Connect the USB nano receiver to a different port
- Check that the batteries are inserted correctly.
- Move the mouse closer to the USB nano receiver.
- Ensure the laser sensor on the bottom of the mouse is clean.
- Install fresh batteries.

Product Operating Tips

- Your mouse will operate from as far away as 30 ft. (10 m) from your computer.
- To save battery power, turn off the mouse when not in use.
- Store the nano USB receiver under the battery cover for travel or when not in use.

Technical Support

For questions regarding your iHome computer accessory, please visit our website at www.life-works.com or call **1-877-Life-540/ 1-877-543-3540**.

2009 © LifeWorks Technology Group LLC.

iHome™ is a trademark of SDI Technologies Inc. used under license.

Mac® is a trademark of Apple Inc., registered in the U.S. and other countries.

All other brands and logos are trademarks of their respective companies.